



This is where you land when you click on the Link to register for the sale

The screenshot shows a web browser window with the URL <https://www.delawarevalleyartleague.com/entrythingy>. The page features the Delaware Valley Art League (DVAL) logo and a navigation menu with links for Home, About, Calendar, Membership, Events, and Exhibitions. The main heading is "Artwork Submission via EntryThingy".

On the left side, there is a registration form with the following fields:


- First Name
- Last Name
- Email
- Create a Password
- Confirm Password
- Signup

On the right side, there is a section titled "Is this your first time using EntryThingy? Then enter your name, email address and create a password to signup and submit your entry." Below this, it says: "You will use your email and password to login when you return. You can use this login wherever you see the  symbol. [Click here](#) to watch a short video that will show you how to signup and submit an entry." At the bottom of this section, it says: "Have you used  before? [Please click here to login.](#)"

Annotations on the page include:

- An arrow pointing to the "First Name" field with the text "Start Here if you are New to Entrythingy".
- An arrow pointing to the "Please click here to login." link with the text "Click here if you have used Entrythingy before".

This is where you actually Login

The screenshot shows a web browser window with the URL <https://www.delawarevalleyartleague.com/entrythingy>. The browser's address bar and tabs are visible at the top. The website header features the DVAL logo and the text "Delaware Valley Art League" with a search bar. A navigation menu includes links for Home, About, Calendar, Membership, Events, and Exhibitions. The main content area is titled "Artwork Submission via EntryThingy" and contains a login form with fields for "Email" and "Password", and a "Login" button. To the right of the form, there are instructions: "Login with your  email and password." followed by a link to a video: "Not sure how this works? [Click here](#) to watch a short video that'll show you." Below that, it says "Don't have a login? [Click here to signup](#)." and "Forgot your password? [Click here](#)." A red arrow points from the text "Login Here" to the "Email" input field.


Delaware Valley Art League

Home About Calendar Membership Events Exhibitions

Artwork Submission via EntryThingy

Email

Password

Login with your  email and password.

Not sure how this works? [Click here](#) to watch a short video that'll show you.

Don't have a login? [Click here to signup](#).

Forgot your password? [Click here](#).

Login Here

This is where you begin to register for the sale.
Be sure to read the instructions before moving on.



Delaware Valley Art League

[Home](#) [About](#) [Calendar](#) [Membership](#) [Events](#) [Exhibitions](#)

Artwork Submission via EntryThingy

[Main](#) [My Profile](#) [Help](#) [Logout](#) [EntryThingy For Artists »](#)

Hello Dval Tester1

[DVAL Holiday Sale](#)

This is a call for artwork for a Holiday Sale sponsored by the Delaware Valley Art League (DVAL). The Sale is open to all full members of DVAL. The art that is submitted will displayed in a gallery on the DVAL website from December 1, 2020 through February 28th, 2021.

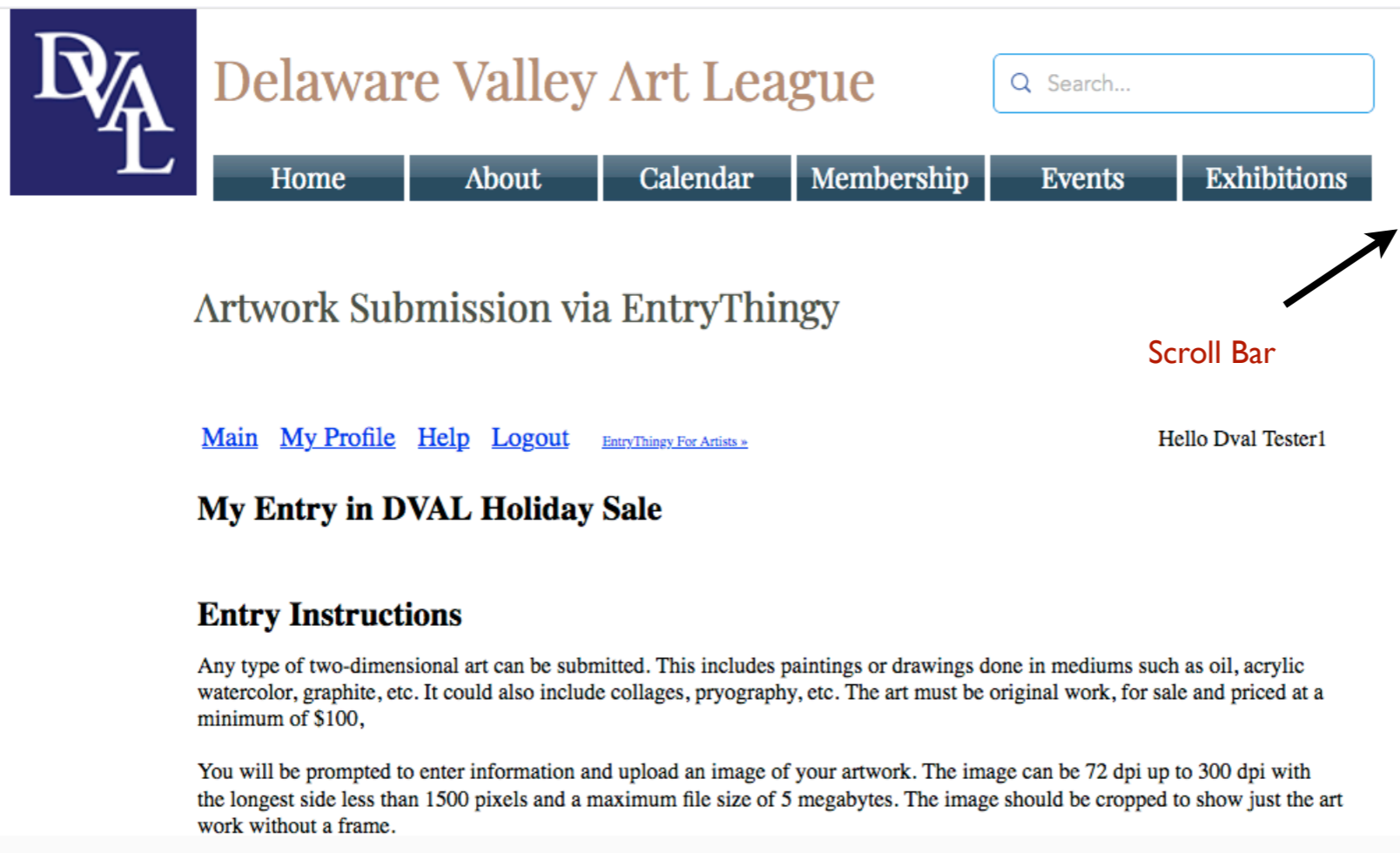
Each artist can submit up to six (6) pieces of art for the sale. Pieces can be framed or unframed. All art must be original works and be for sale with a minimum price of \$100. The cost to enter the sale is \$20 per artist. Payment for sale of the art will be done through the DVAL website. DVAL will retain a 20% commission on art that is sold.

Deadline for Entries in 14 days on Dec 1 2020 Deadline for Late Entries in 28 days on Dec 15 2020 (see entry instructions for further details) Notification of Jury Results in 38 days on Dec 25 2020 Show Date in 14 days on Dec 1 2020 thru Feb 28 2021

Click Here



Read the Instructions and use the scroll bar on the right to see more.



The screenshot shows the Delaware Valley Art League website. At the top left is the DVAL logo. To its right is the text "Delaware Valley Art League" and a search bar with the placeholder "Search...". Below this is a navigation menu with buttons for "Home", "About", "Calendar", "Membership", "Events", and "Exhibitions". The main content area has the heading "Artwork Submission via EntryThingy". Below this are links for "Main", "My Profile", "Help", "Logout", and "EntryThingy For Artists". On the right side of the page, there is a user greeting "Hello Dval Tester1". The heading "My Entry in DVAL Holiday Sale" is followed by a section titled "Entry Instructions". The instructions state: "Any type of two-dimensional art can be submitted. This includes paintings or drawings done in mediums such as oil, acrylic watercolor, graphite, etc. It could also include collages, pyrography, etc. The art must be original work, for sale and priced at a minimum of \$100," and "You will be prompted to enter information and upload an image of your artwork. The image can be 72 dpi up to 300 dpi with the longest side less than 1500 pixels and a maximum file size of 5 megabytes. The image should be cropped to show just the art work without a frame." A red arrow points to the vertical scroll bar on the right edge of the page.

Delaware Valley Art League Search...

Home About Calendar Membership Events Exhibitions

Artwork Submission via EntryThingy

[Main](#) [My Profile](#) [Help](#) [Logout](#) [EntryThingy For Artists »](#) Hello Dval Tester1

My Entry in DVAL Holiday Sale

Entry Instructions

Any type of two-dimensional art can be submitted. This includes paintings or drawings done in mediums such as oil, acrylic watercolor, graphite, etc. It could also include collages, pyrography, etc. The art must be original work, for sale and priced at a minimum of \$100,

You will be prompted to enter information and upload an image of your artwork. The image can be 72 dpi up to 300 dpi with the longest side less than 1500 pixels and a maximum file size of 5 megabytes. The image should be cropped to show just the art work without a frame.

Scroll Bar

Make sure you read the terms of entry!

[Main](#) [My Profile](#) [Help](#) [Logout](#) [EntryThingy For Artists »](#)

Hello Dval Tester1

My Entry in DVAL Holiday Sale

[\[entry instructions\]](#)

General Entry Information

To get started with your entry, please fill out the form below.

- I agree with the [terms of entry](#).
- My files may be used for publicity.



Click here

Save and Continue to Next Step

Agreeing to the rules

You have to agree to the terms of entry to participate

You have to agree to publicity for your paintings to show in the gallery

[Main](#) [My Profile](#) [Help](#) [Logout](#) [Entry Thingy For Artists »](#)

Hello Dval Tester1

My Entry in DVAL Holiday Sale

[\[entry instructions\]](#)

General Entry Information

To get started with your entry, please fill out the form below.

I agree with the [terms of entry](#).

Entrants must be Full Members of the Delaware Valley Art League.

The artist will receive 80% of the sales price of artwork. The other 20% is a donation to the Delaware Valley Art League

My files may be used for publicity.

Save and Continue to Next Step

Then click here

Click here
and
here



This is where you begin to add your paintings.
Each painting is added as a File.

[Main](#) [My Profile](#) [Help](#) [Logout](#) [EntryThingy For Artists »](#)

Hello Dval Tester1

My Entry in DVAL Holiday Sale

[\[entry instructions\]](#) [\[see jury view\]](#)
[\[delete entry\]](#) [\[how does this work?\]](#)

Files for this Entry

[\[reuse previous\]](#) [\[select from my artwork\]](#)



Click Here

You haven't added any files yet. Click the **Add file** button above to upload your first file from your computer.

You can also click [\[reuse previous\]](#) to reuse files that you've added to other calls for entries.

You can also click [\[select from my artwork\]](#) to use artwork from your EntryThingy Artwork Management account. [Watch a short video to see how all that works](#) and [Login to EntryThingy's Artwork Management](#).

The Entry screen display!

[Main](#) [My Profile](#) [Help](#) [Logout](#) [EntryThingy For Artists »](#) Hello Dval Tester1

My Entry in DVAL Holiday Sale

[\[entry instructions\]](#) [\[see jury view\]](#)
[\[delete entry\]](#) [\[how does this work?\]](#)

Files for this Entry
[\[reuse previous\]](#) [\[select from my artwork\]](#)

Add file to this entry:

Title: (80 chars)

Description: (400 chars)

Dimensions/Word Count: (50 chars)

Material: (100 chars)

Price: (20 chars)

The file: (permitted types: .jpg, .png, .pdf)
 No file selected

Click here to select the image of your painting. It should be .jpg, .png, or .pdf and under 5 Meg.

Then click here to upload the file
Files will not upload until all the fields are entered

Title is the name of your painting

Description tells the buyer something about the painting

Dimensions should indicate Unframed/Framed size or both

Material is your medium ie "Oil on canvas"

Price is selling price. It is a text field, include the \$ sign

Click here to select the image of your painting. It should be .jpg, .png, or .pdf and under 5 Meg.

Then click here to upload the file
Files will not upload until all the fields are entered

Here is an example, you can edit it

Files for this Entry [Add file](#)

[\[reuse previous\]](#) [\[select from my artwork\]](#)



Title: Moths In The Conservatory

Description: This was done in studio using a photo of moth orchids taken at Longwood Gardens

Dimensions/Word Count: 12 in x 16 in, 16 by 20 in Framed

Material: Watercolor On Paper

Price: \$400

File: [MOths.jpg](#)

[\[edit\]](#) [\[delete\]](#)

Entry Status: Not Submitted

P

[Pay Now](#)



General Entry Information [\[edit\]](#)

Entry Number: 7424.411579

← I don't like this wording

← I can click Edit and change it.

Contacts

Here is an example, you can edit it



General Entry Information [\[edit\]](#)

Entry Number: 7424.411579

Title: (80 chars)

Moths In The Conservatory

Description: (400 chars)

This was done in my studio using a photo of moth orchids

Dimensions/Word Count: (50 chars)

12 in x 16 in, 16 by 20 in Framed

Material: (100 chars)

Watercolor On Paper

Price: (20 chars)

\$400

Save

Cancel

I like this wording better

At this point I am happy with first painting entered!

My Entry in DVAL Holiday Sale

[\[entry instructions\]](#) [\[see jury vic](#)
[\[delete entry\]](#) [\[how does this w](#)

Files for this Entry

[\[reuse previous\]](#) [\[select from my artwork\]](#)



Title: Moths In The Conservatory
Description: This was done in my studio using a photo of moth orchids taken at Longwood Gardens
Dimensions/Word Count: 12 in x 16 in, 16 by 20 in Framed
Material: Watercolor On Paper
Price: \$400
File: [MOths.jpg](#)

Entry Status: Not Submitted

P



General Entry Information [\[edit\]](#)

Entry Number: 7424.411579

Use the Add File Button to add additional paintings. The process is the same. When you add a new painting, it will show up at the top of the list until you upload the image. Then it will drop to the bottom of the page. Use the scroll bar on the right to review all of you entries.

Finishing Up

Files for this Entry Add file

[\[reuse previous\]](#) [\[select from my artwork\]](#)



Title: Moths In The Conservatory

Description: This was done in my studio using a photo of moth orchids taken at Longwood Gardens

Dimensions/Word Count: 12 in x 16 in, 16 by 20 in Framed

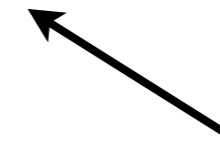
Material: Watercolor On Paper

Price: \$400

File: [MOths.jpg](#)

Entry Status: Not Submitted

P



You have to pay to complete your submission.

You pay by clicking here

General Entry Information [\[edit\]](#)

Entry Number: 7424.411579

Make sure you only pay once!

if, for example, you are owed a credit, or your administrator has changed your status to “Not Submitted” to allow you to make changes, don’t click to pay again, just logout. (top of the page, not shown here)

Advise your administrator that your is entry is ready and the administrator can submit your entry.

delawarevalleyartleague.com filesusr.com/html/020194_a2fb7ffc780c58db2bc3e3dcf43c36dc.html#none

Making the payment

PayPal 🛒 \$20.00 USD

Pay with PayPal

With a PayPal account, you're eligible for free return shipping, Purchase Protection, and more.

ggallatig@gmail.com [Change](#)

Enter your PayPal Password

Log In

[Having trouble logging in?](#)

[Cancel and return to Merchant](#)

[English](#) | [Français](#) | [Español](#) | [中文](#)

Payment can be made with either PayPal or credit card. Currently the payment goes through PayPal and you need navigate through a bunch of screen to get to the credit card portion. This and the following screens show payment made with PayPal. If you run into difficulty paying with a credit card, contact your administrator

Payment is complete!

A couple of screen were screens were skipped where you had to choose where the payment came from

You paid **\$20.00 USD**
to the merchant
[Details](#)

Get PayPal Notifications in Messenger

[Send to Messenger](#)

Paid with

First Union National Bank x-9723 \$20.00 USD

Purchase details

Receipt number: 2UE82537X69345503

We'll send confirmation to:
ggallatig@gmail.com

[Return to Merchant](#)

[Policies](#) [Terms](#) [Privacy](#) © 1999 - 2020

Click here to return to DVAL

You are done! Nice work!



Delaware Valley Art League

Search...

Home

About

Calendar

Membership

Events

Exhibitions

Submission Complete!

Thank you for submitting your artwork to the DVAL Holiday 2020 Exhibit.

Your submission has been accepted. You will receive emails confirming both your artwork submission and payment of the entry fee.

You will be informed by email on November 18, 2020 whether or not your entry has been selected for the exhibit and receive further instructions at that time.

If you have questions, please contact George Gallatig at ggallatig@gmail.com.

[Return to EntryThingy submission](#)

[Return to homepage](#)

Click here to return to Entrythingy to Logout.
If you don't, you may find yourself still logged next
time you click on the link to Register.
Not a problem, just may be un-nerving!

[Click here to go to the DVAL Website Home Page](#)